

NIGHT CONVOYS

- Night moves are basically planned the same way as day moves
- The main difference is the high degree of coordination needed for the night convoy
- Things to remember are:
 - Keep night convoys small
 - Use roads the drivers are familiar with
 - Dim your dash lights

NIGHT CONVOYS

(cont'd)

- Increase recovery capability
- Avoid eye contact with bright lights
- Allow 30-45 minutes to reach maximum dark adaptation
- Don't smoke

NIGHT CONVOYS

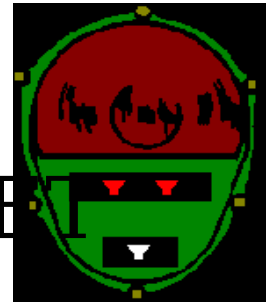
BLACKOUT DRIVE REAR



MORE THAN 180 FEET



BETWEEN 60 & 180 FEET




LESS THAN 60 FEET

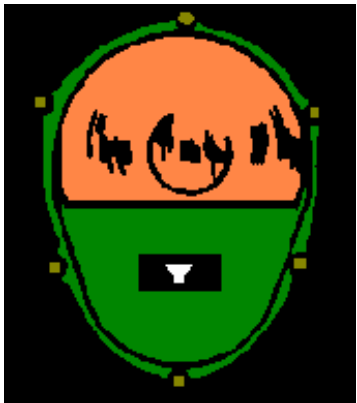



NIGHT CONVOYS

BLACKOUT DRIVE FRONT



LESS THAN 60 FEET



BETWEEN 60 & 180 FEET



NIGHT CONVOYS

LIGHT SWITCH



NIGHT CONVOYS

QUESTION

Front and rear vehicles in a march column, serial, and unit will:

- a. Carry a convoy sign
- b. Carry a convoy flag
- c. Operate their 4-way flashers
- d. All of the above

NIGHT CONVOYS

QUESTION

If you see two red lights illuminating from each of the rear blackout markers on the vehicle in front of you, while operating in a night convoy you are:

- a. Too close
- b. The correct distance
- c. Too far away

NIGHT CONVOYS

QUESTION

A white light illuminating from each of the rear blackout markers on the vehicle in front of you, while operating in a night convoy, tells you to:

- a. Slow down
- b. Stop
- c. Speed up
- d. Everything is OK